



UNIVERSITÄT  
LEIPZIG


Epi-seminar 2022

# Strain effect on III-V semiconductor bandgap

January 10, 2022

Badal Mondal


Wilhelm-Ostwald-Institut für Physikalische und Theoretische Chemie  
Fakultät für Chemie und und Mineralogie  
Universität Leipzig




## Introduction



## Introduction



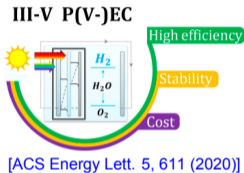

## Introduction



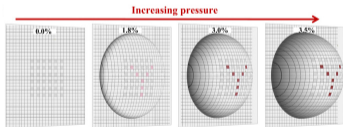
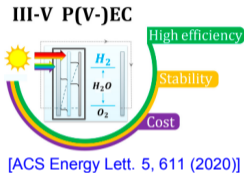

## Introduction



# Introduction

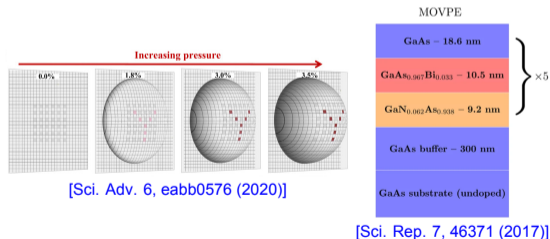
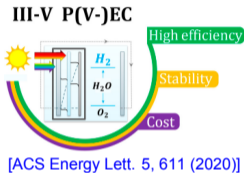



# Introduction



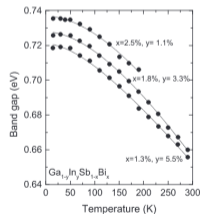
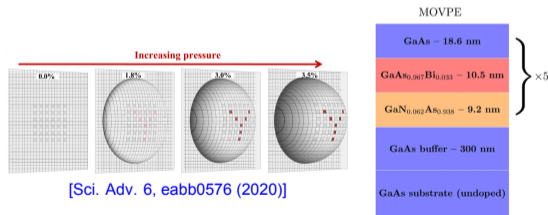
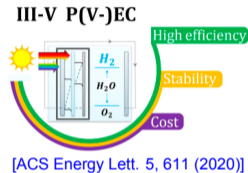

[Sci. Adv. 6, eabb0576 (2020)]

# Introduction



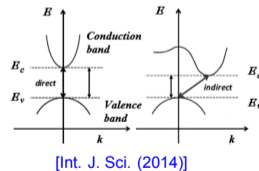
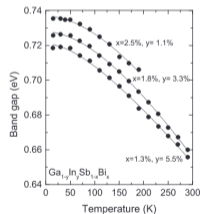
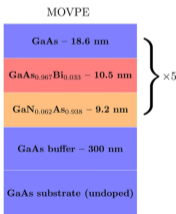
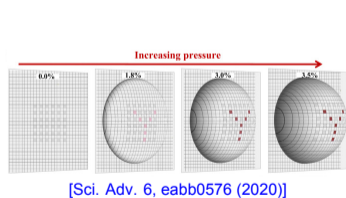
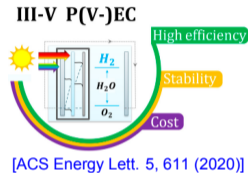



# Introduction



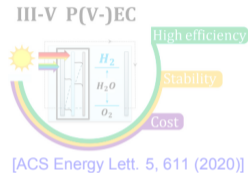

[Sci. Rep. 7, 46371 (2017)] [Semi. Sci. Tech., 073001 (2018)]

# Introduction

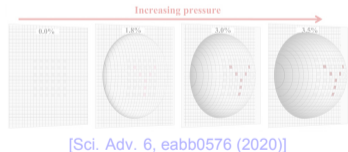


[Sci. Rep. 7, 46371 (2017)] [Semi. Sci. Tech., 073001 (2018)]

# Introduction



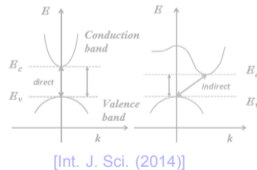
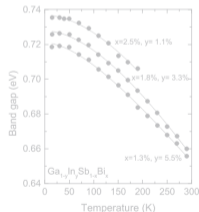
# Binary



MOVPE

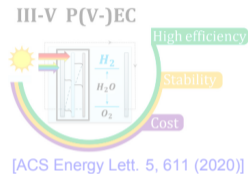

GaAs – 18.6 nm
GaAs <sub>0.987</sub> Bi <sub>0.013</sub> – 10.5 nm
GaN <sub>0.002</sub> As <sub>0.998</sub> – 9.2 nm
GaAs buffer – 300 nm
GaAs substrate (undoped)

} × 5

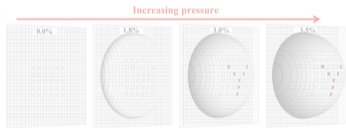


[Sci. Rep. 7, 46371 (2017)] [Semi. Sci. Tech., 073001 (2018)]

# Introduction



# Binary $\rightarrow$ Ternary

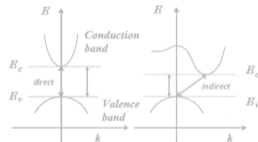
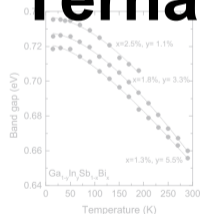


[Sci. Adv. 6, eabb0576 (2020)]

MOVPE

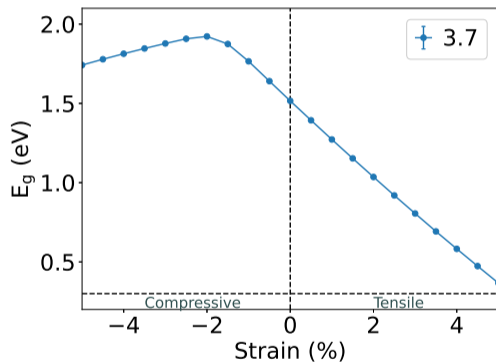
GaAs – 18.6 nm	} $\times 5$
GaAs <sub>0.987</sub> Bi <sub>0.013</sub> – 10.5 nm	
GaN <sub>0.002</sub> As <sub>0.998</sub> – 9.2 nm	
GaAs buffer – 300 nm	
GaAs substrate (undoped)	

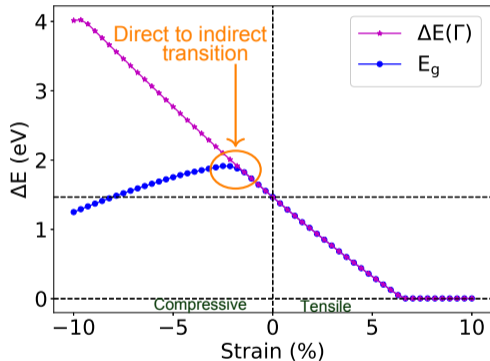
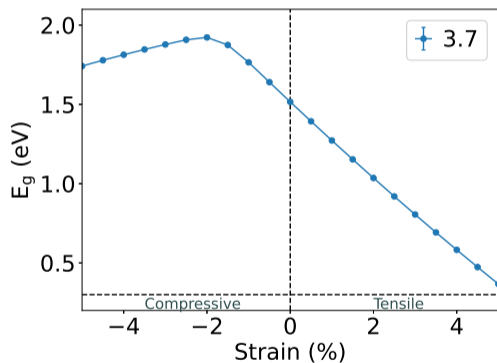
[Sci. Rep. 7, 46371 (2017)] [Semi. Sci. Tech., 073001 (2018)]



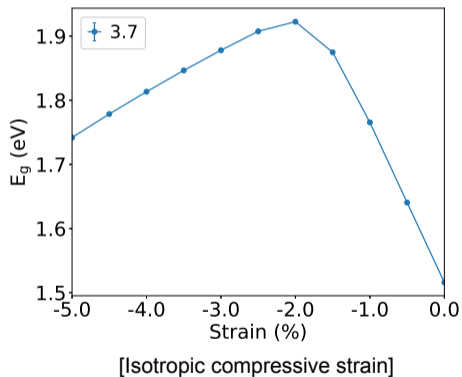
[Int. J. Sci. (2014)]

## GaAsP, GaAs [100] isotropic strain <sup>1</sup>

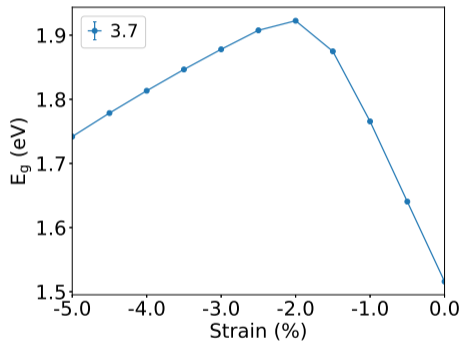


GaAsP, GaAs [100] isotropic strain <sup>1</sup>

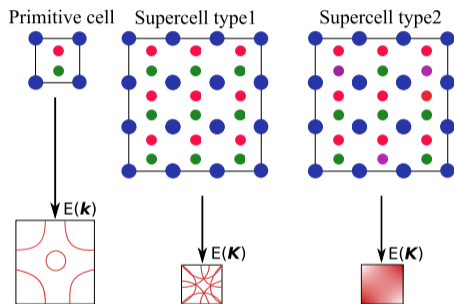
## Ternary system: GaAsP



# Ternary system: GaAsP, Band folding<sup>2</sup>

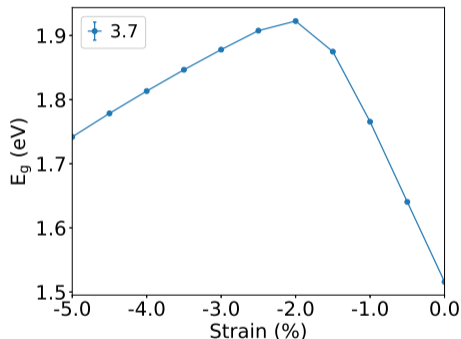


[Isotropic compressive strain]

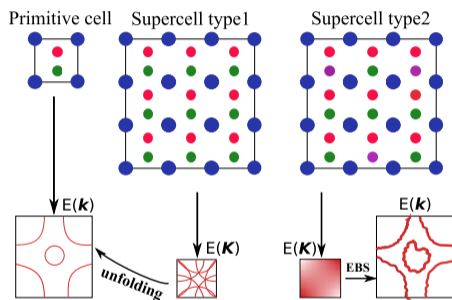




# Band folding: Bloch spectral density/weight<sup>2,3,4</sup>



[Isotropic compressive strain]

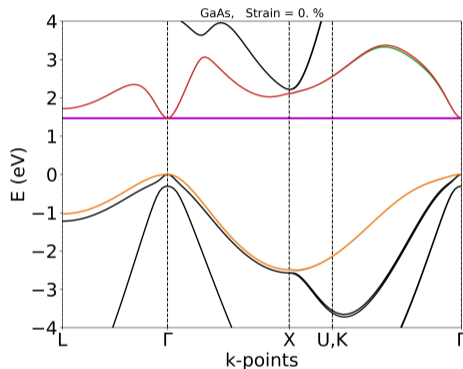
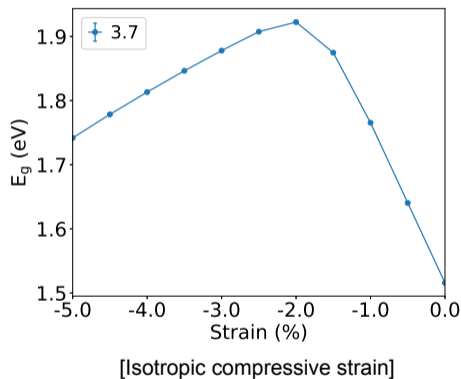


<sup>2</sup>L.-W. Wang *et al.*, *Phys. Rev. Lett.* **80**, 4725 (1998).

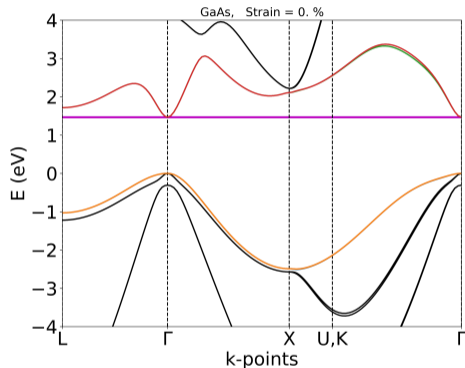
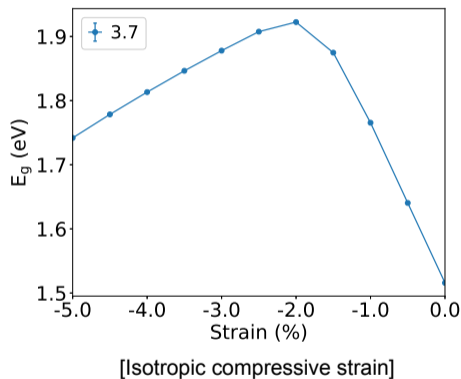
<sup>3</sup>V. Popescu, A. Zunger, *Phys. Rev. B* **85**, 085201 (2012).

<sup>4</sup>O. Rubel *et al.*, *Phys. Rev. B* **90**, 115202 (2014).

## Band unfolding, Bloch weight

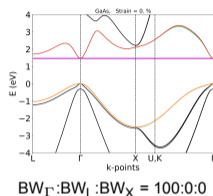
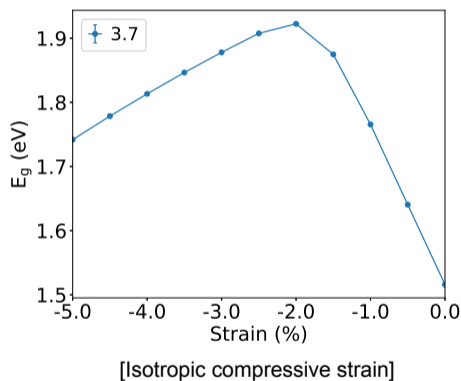


## Band unfolding, Bloch weight

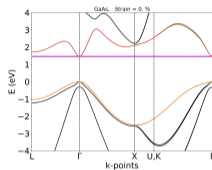
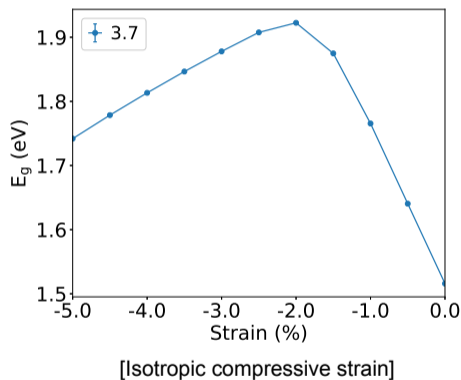


► CB:  $BW_{\Gamma}$ ,  $BW_L$ ,  $BW_X$

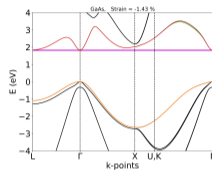
## Band unfolding, Bloch weight



# Band unfolding, Bloch weight

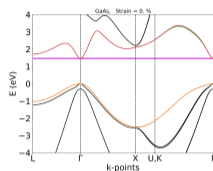
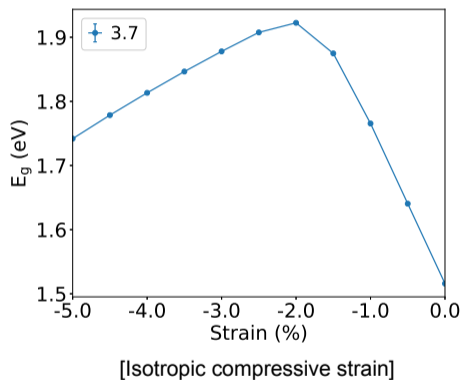


$BW_{\Gamma}:BW_L:BW_X = 100:0:0$

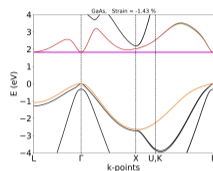


$BW_{\Gamma}:BW_L:BW_X = 50:50:0$

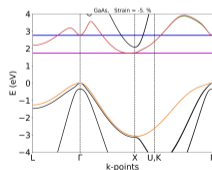
# Band unfolding, Bloch weight



$BW_{\Gamma}:BW_L:BW_X = 100:0:0$

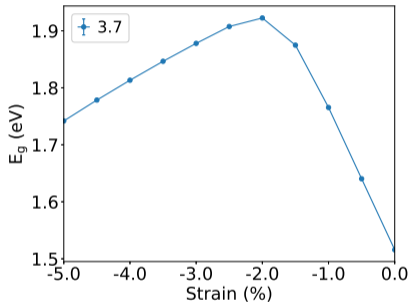


$BW_{\Gamma}:BW_L:BW_X = 50:50:0$

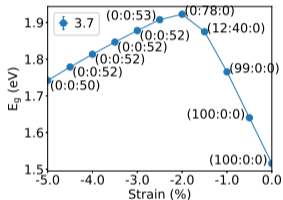


$BW_{\Gamma}:BW_L:BW_X = 0:0:100$

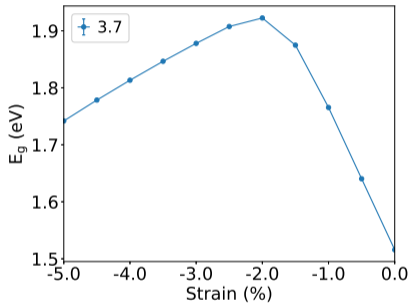
## GaAsP: Direct-indirect transition



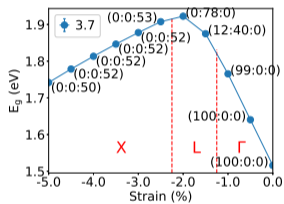
[Isotropic compressive strain]



# GaAsP: Direct-indirect transition

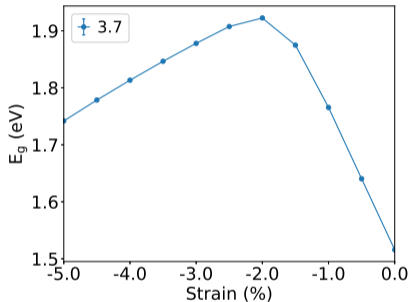


[Isotropic compressive strain]

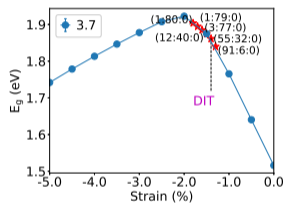
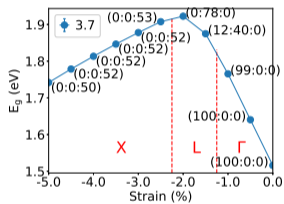




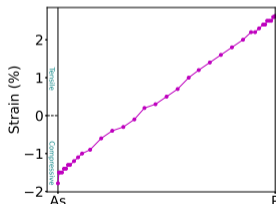
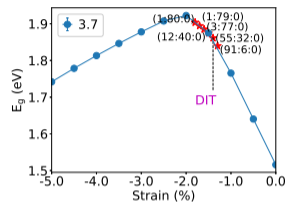
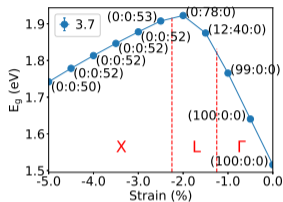
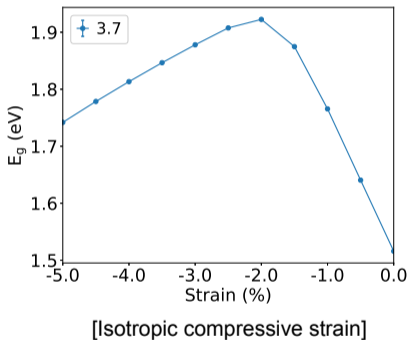
# GaAsP: Direct-indirect transition



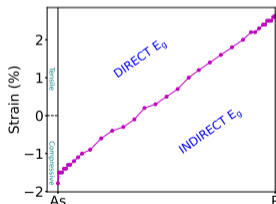
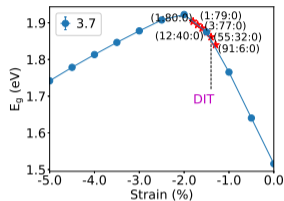
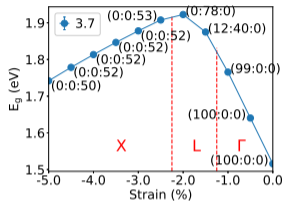
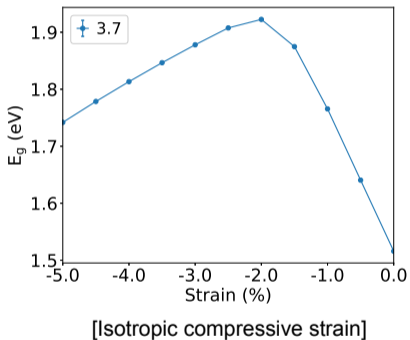
[Isotropic compressive strain]



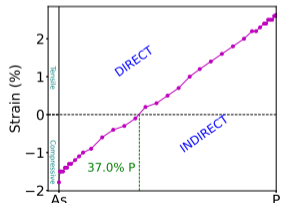
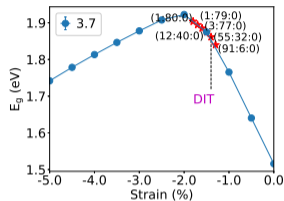
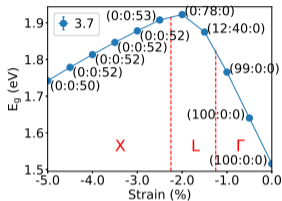
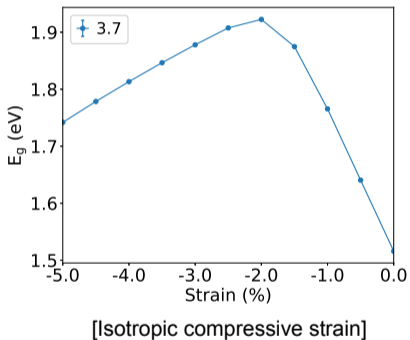
## GaAsP: Direct-indirect transition



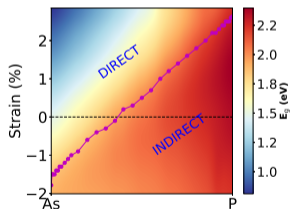
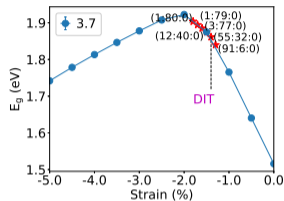
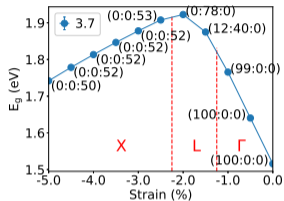
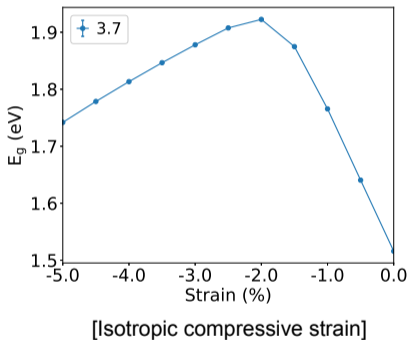
## GaAsP: Direct-indirect transition



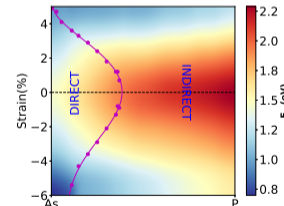
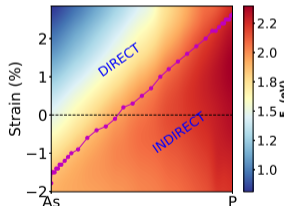
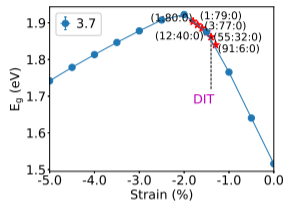
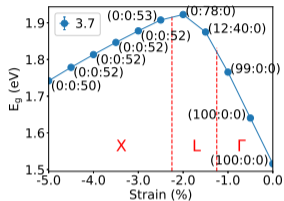
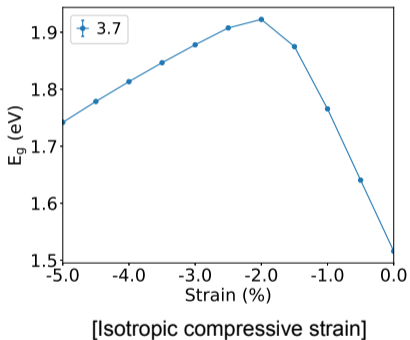
# GaAsP: Direct-indirect transition



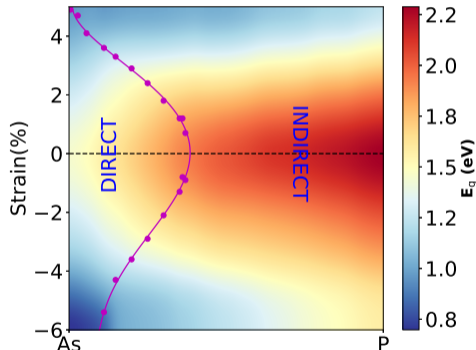
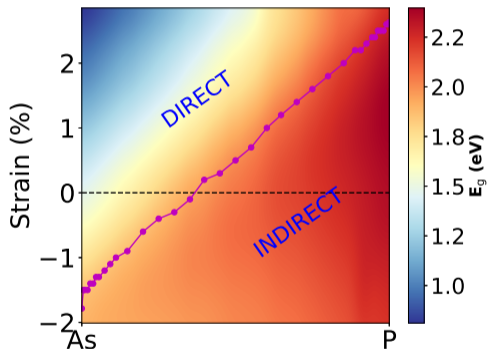
## GaAsP: Direct-indirect transition



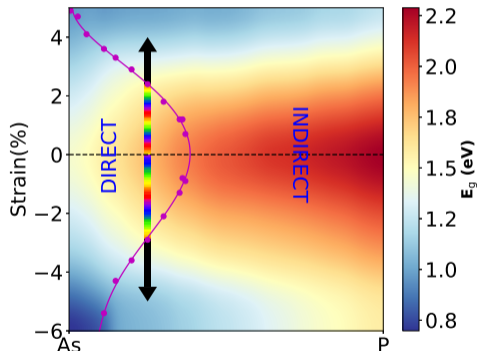
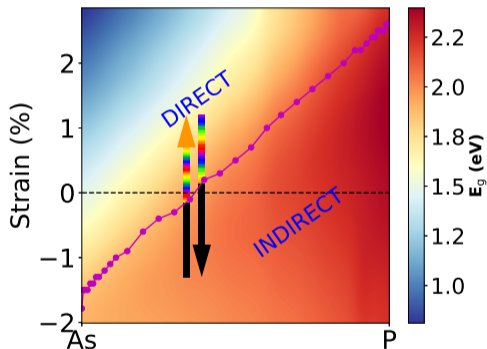
## GaAsP: Direct-indirect transition



## “Bandgap Phase Diagram”

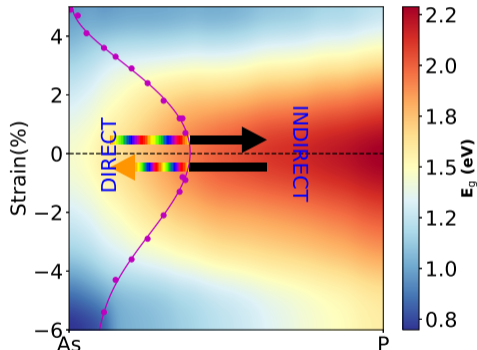
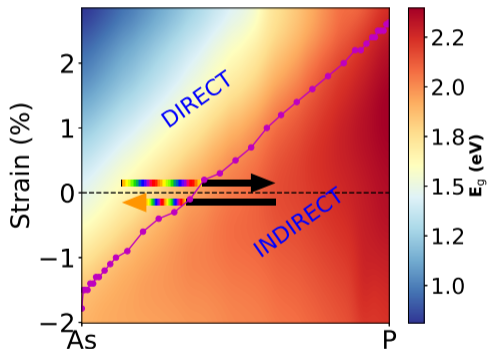


## “Bandgap Phase Diagram”

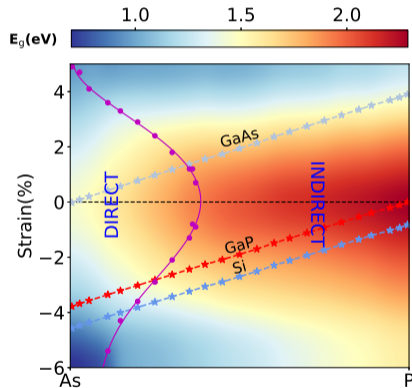




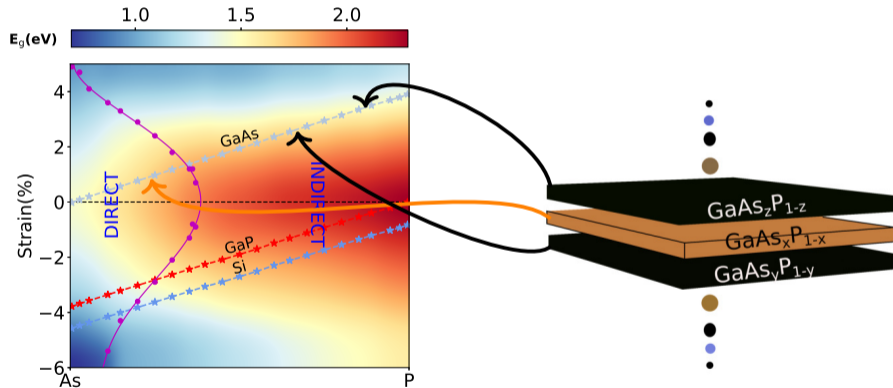
## “Bandgap Phase Diagram”



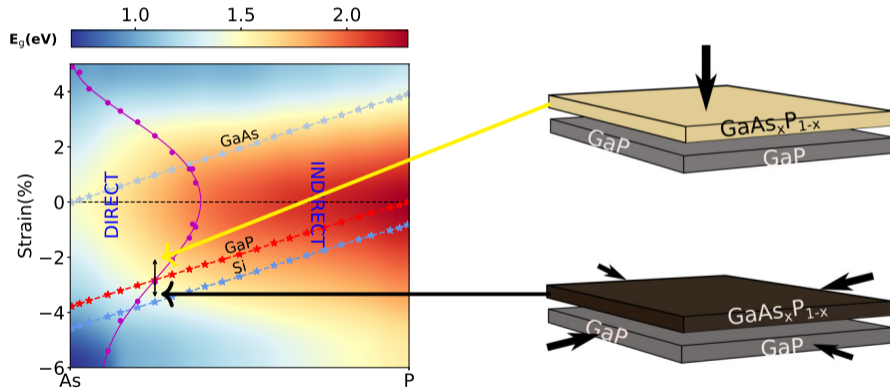
## GaAsP biaxial strain: Bandgap phase diagram



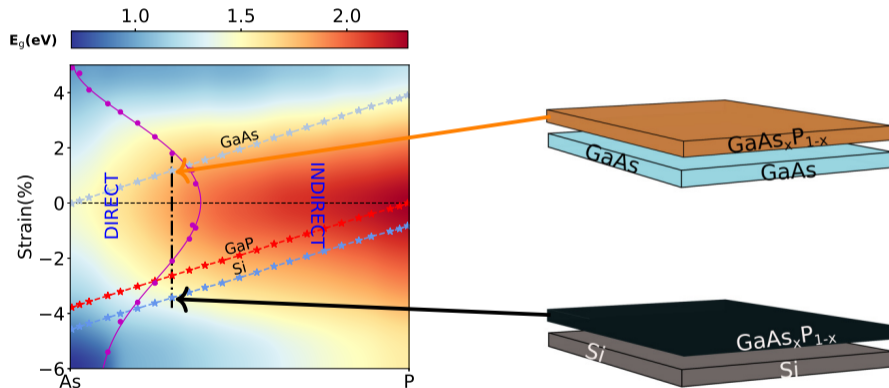
## GaAsP biaxial strain: Bandgap phase diagram



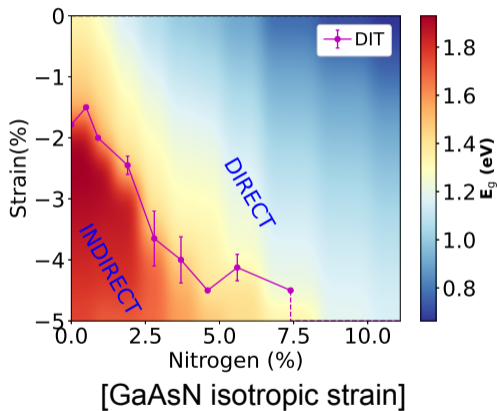
## GaAsP biaxial strain: Bandgap phase diagram



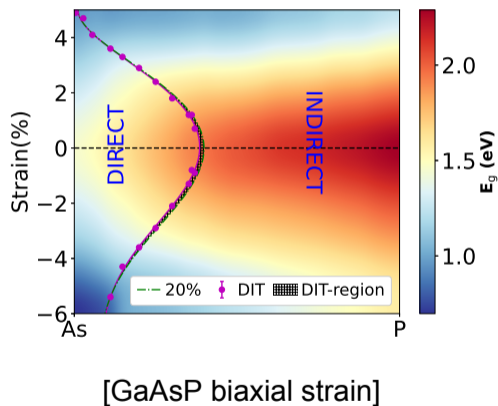
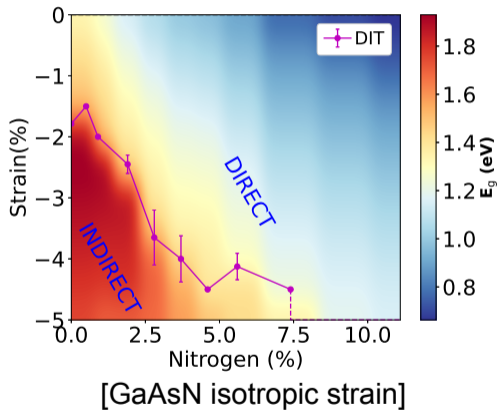
## GaAsP biaxial strain: Bandgap phase diagram



## Bandgap Phase Diagram: Precision

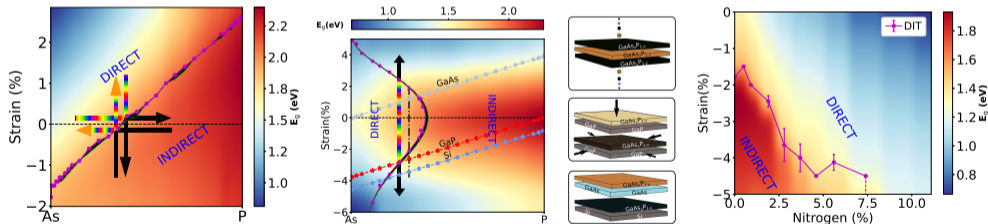


## Bandgap Phase Diagram: Precision



# Summary

- ▶ Direct-indirect transition: ternary system
  - ▶ Bloch spectral density
  - ▶ Bandgap phase diagram [<https://bmondal94.github.io/Bandgap-Phase-Diagram/>]





## What next?

## What next?

- ▶ Other transitions (e.g. L-X)

## What next?

- ▶ Other transitions (e.g. L-X)
- ▶ 3rd dimension (e.g. phonon contribution)

## What next?

- ▶ Other transitions (e.g. L-X)
- ▶ 3rd dimension (e.g. phonon contribution)
- ▶ Higher order system
  - ▶ Machine learning

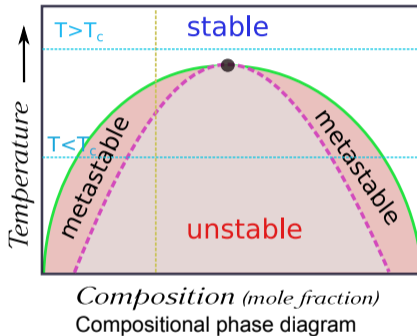
## What next?

- ▶ Other transitions (e.g. L-X)
- ▶ 3rd dimension (e.g. phonon contribution)
- ▶ Higher order system
  - ▶ Machine learning
- ▶ Other material systems (e.g. II-VI, III-VI)

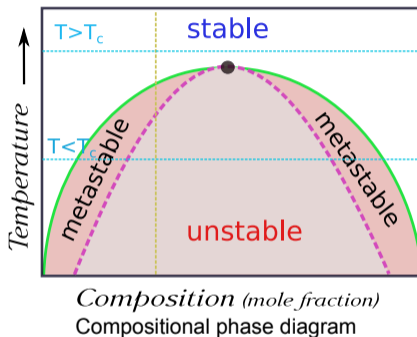
## What next?

- ▶ Other transitions (e.g. L-X)
- ▶ 3rd dimension (e.g. phonon contribution)
- ▶ Higher order system
  - ▶ Machine learning
- ▶ Other material systems (e.g. II-VI, III-VI)
- ▶ Other areas (e.g. Auger recombination)

## Significance



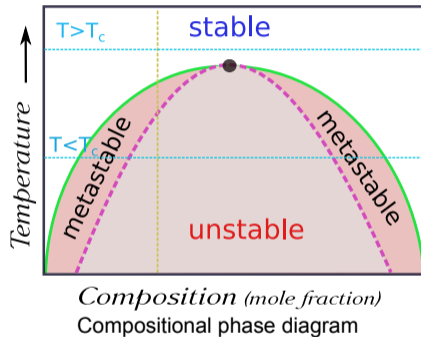
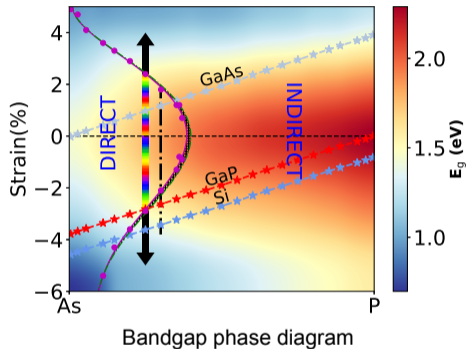
## Significance



- Compositional phase diagram: **Can you grow?**

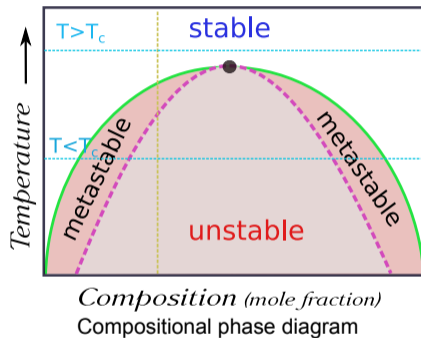
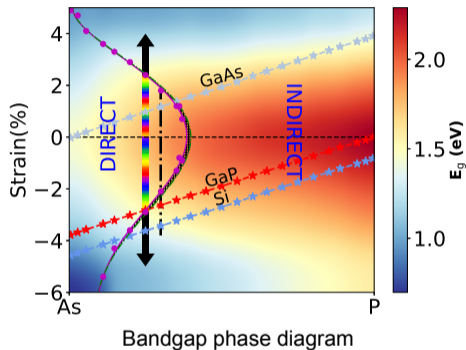


## Significance

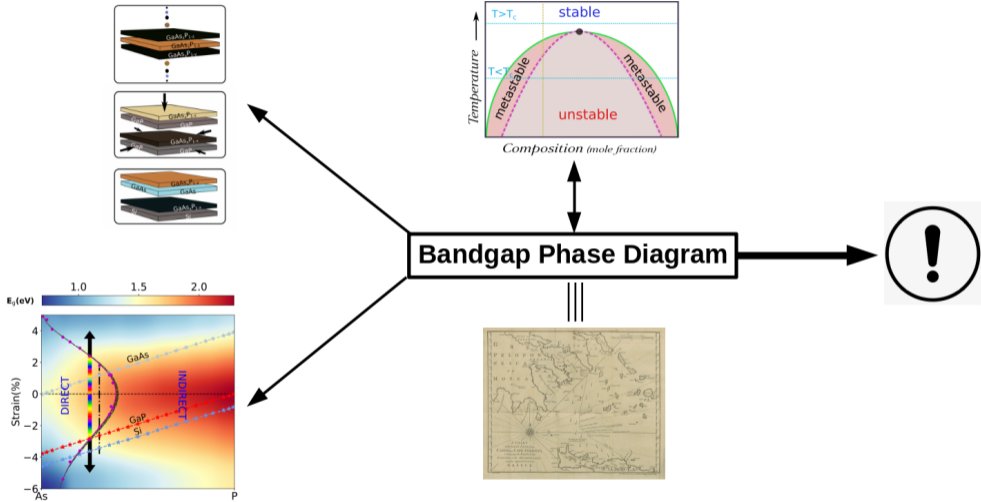


► Compositional phase diagram: **Can you grow?**

## Significance



- ▶ Bandgap phase diagram: **What do you want to grow?**
- ▶ Compositional phase diagram: **Can you grow?**



## Acknowledgements

- ▶ Prof. Dr. Ralf Tonner-Zech
- ▶ All of my group members



## Acknowledgements

- ▶ Prof. Dr. Ralf Tonner-Zech
- ▶ All of my group members



*Thank you*

